


**THE BHAWANIPUR GUJARATI EDUCATION SOCIETY
THE BHAWANIPUR EDUCATION SOCIETY COLLEGE
BALANCE SHEET AS AT 31ST MARCH 2020**

LIABILITIES		Amount	ASSETS		Amount
GENERAL FUND :			FIXED ASSETS (NET) :		
Balance As Per Last Account	80,63,95,134.82		As Per Schedule "A"	6,39,05,711.00	
Add : Transfer from Grant from Alumini Association	11,00,000.00		Work - In - Progress	-	6,39,05,711.00
Add : Transfer from Grant from Infrasture Development	33,50,000.00		CURRENT ASSETS, LOANS & ADVANCES :		
Add : Excess of Income Over Expenditure Transferred from Income & Expenditure Account	9,75,28,426.12	90,83,73,560.94	Advance for Grant for Research	4,26,725.00	
NEW PROJECT RESERVE FUND :			Advance Against Expenses	69,36,966.00	
Balance As Per Last Account	47,60,41,714.00		Fixed Deposits	10,10,000.00	
Add : Additions During the Year	16,50,40,932.00	64,10,82,646.00	Prepaid Expenses	28,47,391.00	
GRANT FROM ALUMINI ASSOCIATION			Security Deposits	1,05,93,505.23	
Balance As Per Last Account	11,00,000.00		Staff Salaries Receivable from W.B. Govt.	27,211.00	
Add: Received During the Year	10,00,000.00		Sundries Receivable / Recoverable	11,35,308.99	
	21,00,000.00		The Bhawanipur Design Academy	1,22,82,759.26	
Less : Utilised during the Year	(11,00,000.00)	10,00,000.00	The Bhawanipur Gujarati Education Society	1,49,68,36,755.00	1,53,20,96,621.48
GRANT FOR INFRASUTURE DEVELOPMENT			BALANCE IN CURRENT ACCOUNTS WITH :		
Add: Received During the Year	33,50,000.00		Canara Bank (CA - 747)	12,58,493.81	
	33,50,000.00		Canara Bank (SB - 16601)	11,351.00	
Less : Utilised during the Year	(33,50,000.00)	-	Corporation Bank (CLSB - 663480)	17,721.57	
GRANT FROM RUSA			The Federal Bank Ltd (CA - 16062)	16,18,689.28	
Received during the year		4,16,667.00	The Federal Bank Ltd (CA - 23571)	1,19,76,344.19	
RESEARCH GRANT			The Federal Bank Ltd (CA - 25576)	3,87,977.44	
Received during the year		4,58,000.00	The Federal Bank Ltd (CA - 26616)	2,91,983.94	
CURRENT LIABILITIES AND PROVISIONS :			UCO Bank (CA - 54)	6,94,126.48	
Caution Deposit			UCO Bank (CA - 557)	4,28,251.75	1,66,84,939.46
Balance As Per Last Account	2,16,85,000.00				
Add: Received During the Year	2,31,65,000.00				
	4,48,50,000.00				
Less : Refund of Caution Deposit	(13,15,000.00)				
	4,35,35,000.00				
Sundry Liabilities	1,78,21,398.00	6,13,56,398.00			
		1,61,26,87,271.94			1,61,26,87,271.94

Per Our Report of the even date

For SUTARWALA & CO.
Chartered Accountants
FRN - 311101E



Place : Kolkata
Date : 15.12.2020

(Signature)

(A. J. SUTARWALA)
Partner
M.No - 051475

UDIN - 20051475AAAAAE5801


(Signature)
Champaklal A. Doshi
President

(Signature)
Pradip Sheth
Hony. Secretary

(Signature)
Arvind Rupani
Treasurer

THE BHAWANIPUR GUJARATI EDUCATION SOCIETY
THE BHAWANIPUR EDUCATION SOCIETY COLLEGE
INCOME AND EXPENDITURE ACCOUNT FOR THE YEAR ENDED 31ST MARCH 2020

EXPENDITURE		Amount		INCOME		Amount	
		Rs.	P.			Rs.	P.
To Advertisement & Publicity		65,58,117.00		By Fees	36,65,66,555.00		
To Audit Fees		2,25,328.00		Less:Fees Concession	(2,01,77,510.00)		34,63,89,045.00
To Bank Charges		46,038.17		By Advertisement & Publicity (Grant from W.B)			7,500.00
To Campus Renovation Expenses		2,19,66,926.00		By Carrier Connect Course Fees			36,55,850.00
To Campus Renovation Expenses (Infrastructure Grant)		16,23,684.00		By Interest Received			1,38,874.99
To Carrier Connect Course Expenses		43,45,793.85		By Miscellaneous Receipts			4,40,473.19
To Depreciation		1,39,32,055.00		By Sundry Balance Written Off			1,08,544.00
To Earlier Year Adjustment		10,35,743.00					
To Educational Tour Expenses		12,26,919.00					
To Examination Expenses		12,89,966.00					
To Faculty Development Expenses		12,230.00					
To Functions & Festivals		1,47,97,776.00					
To Games & Sports Expenses		22,93,169.00					
To General Expenses		2,72,163.00					
To House Keeping Expenses		40,89,850.00					
To Insurance Charges		97,948.00					
To ISO Application Fees		30,090.00					
To Laboratory Chemicals & Consumable		1,78,342.00					
To Legal & Professional Charges		20,69,650.00					
To Library Magazines & Periodicals		7,90,116.00					
To Membership Fees		21,776.00					
To Maintainces Expenses		24,68,706.00					
To NSS Expenses		91,980.00					
To Postage & Courier Charges		33,708.00					
To Power And Fuel		65,67,125.00					
To Printing & Stationery		46,39,803.00					
To Rent Paid		4,93,14,516.00					
To Repairing Expenses		66,49,893.00					
To Rural Community Planting Expenses		11,80,686.00					
To Scholarship to Merit Students		85,83,270.00					



**THE BHAWANIPUR GUJARATI EDUCATION SOCIETY
THE BHAWANIPUR EDUCATION SOCIETY COLLEGE
INCOME AND EXPENDITURE ACCOUNT FOR THE YEAR ENDED 31ST MARCH 2020**

EXPENDITURE		Amount		INCOME		Amount	
		Rs.	P.			Rs.	P.
To Salaries & Amenities	12,53,82,367.00						
Less : Received from WB Govt.	(6,88,79,517.00)	5,65,02,850.00					
To Security & Service Charges		1,15,61,898.00					
To Seminar & Exhibitions & Workshop		43,30,486.33					
To Software & Other Expenses		30,44,131.34					
To Sponsorship Expenses		22,91,700.00					
To Subscriptions Paid		97,000.00					
To Staff Welfare Expenses		6,14,319.00					
To Telecommunication Charges		17,22,047.47					
To Training Expenses		9,28,374.00					
To Travelling & Conveyance		17,35,219.00					
To Uniform Expenses		48,573.00					
To University Fees & Others		92,04,371.00					
Excess of Expenditure Over Income							
Transferred from The Bhawanipur Design Academy.		46,97,524.90					
To Excess of Income Over Expenditure		9,75,28,426.12					
Transferred to General Fund							
Total		35,07,40,287.18			Total	35,07,40,287.18	

Per Our Report of the even date

For **SUTARWALA & CO.**

Chartered Accountants

FRN - 311101E


A. J. Sutarwala

(A. J. SUTARWALA)

Partner

M.No - 051475

UDIN - 20051475AAAAAE5801



Place : Kolkata

Date : 15.12.2020

Champaklal A. Doshi
Champaklal A. Doshi
President

Pradip Sheth
Pradip Sheth
Honny. Secretary

Arvind Rupani
Arvind Rupani
Treasurer

**THE BHAWANIPUR GUJARATI EDUCATION SOCIETY
THE BHAWANIPUR EDUCATION SOCIETY COLLEGE**

FIXED ASSETS AS ON 31ST MARCH 2020

Sl. No.	DESCRIPTION	GROSS BLOCK			DEPRECIATION			NET BLOCK	
		COST AS ON 01.04.2019	ADDITIONS	COST AS ON 31.03.2020	AS ON 01.04.2019	FOR THE YEAR	UPTO 31.03.2020	W. D. V AS ON 31.03.2020	W. D. V AS ON 31.03.2019
1	7, Bhagwan Mahavir Sarani	28,44,994.00	-	28,44,994.00	2,73,358.00	3,85,745.00	6,59,103.00	21,85,891.00	25,71,636.00
2	Air Conditioners	2,24,79,718.00	25,69,767.00	2,50,49,485.00	1,14,58,780.00	18,92,471.00	1,33,51,251.00	1,16,98,234.00	1,10,20,938.00
3	Air Conditioners (RUSA)	1,02,280.00	-	1,02,280.00	44,178.00	8,715.00	52,893.00	49,387.00	58,102.00
4	Air Conditioners (Infra Grant)	-	17,26,316.00	17,26,316.00	-	1,29,474.00	1,29,474.00	15,96,842.00	-
5	Audio & Video Equipments	1,36,15,250.00	24,43,836.00	1,60,59,086.00	69,39,349.00	12,96,004.00	82,35,353.00	78,23,733.00	66,75,901.00
6	Audio & Video Equipments (RUSA)	9,25,827.00	-	9,25,827.00	3,07,086.00	92,811.00	3,99,897.00	5,25,930.00	6,18,741.00
7	Audio & Video Equipments (UGC)	15,19,299.00	-	15,19,299.00	3,32,458.00	1,78,026.00	5,10,484.00	10,08,815.00	11,86,841.00
8	Audio & Video Equipments (Allumini A	-	11,00,000.00	11,00,000.00	-	1,65,000.00	1,65,000.00	9,35,000.00	-
9	Computer & Accessories	5,94,18,031.59	10,24,732.00	6,04,42,763.59	5,68,35,547.59	13,76,904.00	5,82,12,451.59	22,30,312.00	25,82,484.00
10	Computer & Accessories (RUSA)	21,51,834.00	-	21,51,834.00	17,90,326.00	1,44,603.00	19,34,929.00	2,16,905.00	3,61,508.00
11	Educational Accessories	31,40,873.00	38,704.00	31,79,577.00	9,52,351.00	3,34,084.00	12,86,435.00	18,93,142.00	21,88,522.00
12	Electrical Installations	92,62,801.89	1,09,966.00	93,72,767.89	64,64,680.89	4,31,832.00	68,96,512.89	24,76,255.00	27,98,121.00
13	Electrical Installations (RUSA)	2,00,524.00	-	2,00,524.00	66,511.00	20,102.00	86,613.00	1,13,911.00	1,34,013.00
14	Fridge	1,05,400.00	13,750.00	1,19,150.00	95,379.00	2,534.00	97,913.00	21,237.00	10,021.00
15	Furnitures & Fixtures	2,39,96,927.29	27,92,248.00	2,67,89,175.29	1,68,41,086.29	8,58,616.00	1,76,99,702.29	90,89,473.00	71,55,841.00
16	Furnitures & Fixtures (RUSA)	10,55,178.00	-	10,55,178.00	3,93,248.00	66,193.00	4,59,441.00	5,95,737.00	6,61,930.00
17	Generator Set	16,11,633.00	-	16,11,633.00	15,35,555.00	11,412.00	15,46,967.00	64,666.00	76,078.00
18	Laboratory Appliances	69,18,204.72	2,44,590.00	71,62,794.72	47,06,717.72	3,58,144.00	50,64,861.72	20,97,933.00	22,11,487.00
19	Laboratory Equipment (UGC)	3,20,701.00	-	3,20,701.00	88,994.00	34,756.00	1,23,750.00	1,96,951.00	2,31,707.00
20	Library Books	1,17,71,562.83	32,42,888.00	1,50,14,450.83	58,35,758.83	35,16,773.00	93,52,531.83	56,61,919.00	59,35,804.00
21	Library Books & Journals (UGC)	8,00,000.00	-	8,00,000.00	4,13,716.00	1,54,514.00	5,68,230.00	2,31,770.00	3,86,284.00
22	Library Books (RUSA)	23,18,659.00	-	23,18,659.00	8,18,858.00	5,99,920.00	14,18,778.00	8,99,881.00	14,99,801.00
23	Lift	4,58,306.00	-	4,58,306.00	79,212.00	56,864.00	1,36,076.00	3,22,230.00	3,79,094.00
24	Lift (RUSA)	50,60,340.00	-	50,60,340.00	12,02,024.00	5,78,747.00	17,80,771.00	32,79,569.00	38,58,316.00
25	Musical Instruments	7,17,893.00	30,100.00	7,47,993.00	4,95,094.00	37,935.00	5,33,029.00	2,14,964.00	2,22,799.00
26	Office Equipments	60,26,388.27	2,18,164.00	62,44,552.27	33,43,161.27	4,28,839.00	37,72,000.27	24,72,552.00	26,83,227.00
27	Office Equipments (RUSA)	2,03,638.00	-	2,03,638.00	67,545.00	20,414.00	87,959.00	1,15,679.00	1,36,093.00
28	Pumps & Motors	27,342.55	-	27,342.55	26,692.55	98.00	26,790.55	552.00	650.00
29	Research Equipment	-	31,10,040.00	31,10,040.00	-	2,33,253.00	2,33,253.00	28,76,787.00	-
30	Sports Equipments	3,42,700.00	45,630.00	3,88,330.00	1,61,398.00	34,040.00	1,95,438.00	1,92,892.00	1,81,302.00
31	Sports Equipments (RUSA)	73,600.00	-	73,600.00	24,412.00	7,378.00	31,790.00	41,810.00	49,188.00
32	Sundry Assets	3,10,766.00	-	3,10,766.00	1,68,819.00	21,292.00	1,90,111.00	1,20,655.00	1,41,947.00
33	Telecom Equipments	23,82,111.00	1,18,743.00	25,00,854.00	17,00,209.00	1,11,510.00	18,11,719.00	6,89,135.00	6,81,902.00
34	Tube Well	1,81,865.00	-	1,81,865.00	1,53,790.00	4,211.00	1,58,001.00	23,864.00	28,075.00
35	Utensils & Appliances	6,97,187.00	-	6,97,187.00	5,12,196.00	27,749.00	5,39,945.00	1,57,242.00	1,84,991.00
36	Water Cooler / Filter	32,96,387.00	42,000.00	33,38,387.00	12,53,374.00	3,09,602.00	15,62,976.00	17,75,411.00	20,43,013.00
37	Water Cooler / Filter (RUSA)	17,490.00	-	17,490.00	7,555.00	1,490.00	9,045.00	8,445.00	9,935.00
	Total	18,43,55,712.14	1,88,71,474.00	20,32,27,186.14	12,53,89,420.14	1,39,32,055.00	13,93,21,475.14	6,39,05,711.00	5,89,66,292.00

